

Trends Regarding Annual General Shareholders Meetings of Companies whose fiscal year ended March 2024

Tokyo Stock Exchange, Inc. Listing Department

April 25, 2024



Outline of the Survey

- Purpose of the survey: To understand future trends of annual general shareholders meetings of listed companies, and to improve the environment for shareholders and investors to exercise their voting rights.
- Content of survey: Scheduled dates of annual general shareholders meeting, scheduled dates for electronic provision of materials for shareholders meetings, scheduled dates of dispatch of convocation notices, the situation regarding the provision of documents sent to shareholders, the situation regarding the provision of convocation notices in English, the situation regarding electronic exercise of voting rights, and the situation regarding the holding of virtual general shareholders meetings.
- Survey period: April 3, 2024 - April 23, 2024 (responses compiled during the same period.)
- Survey Participants: 2,268 TSE listed domestic companies (Prime, Standard, and Growth Market listed companies) for the fiscal year ending March 2024.
- Number of responding companies: 1,789 companies (79% of all markets)
954 companies (84% of the Prime Market), 741 companies (77% of the Standard Market) , 94 companies(56% of the Growth Market)
- Survey results: Individual company responses will be published on the Exchange's webpage for "Scheduled Dates for Annual General Shareholders Meetings of TSE listed companies", and will be updated every week (first update scheduled for May 8).
<https://www.jpx.co.jp/english/listing/event-schedules/shareholders-mtg/index.html>

(Contact)

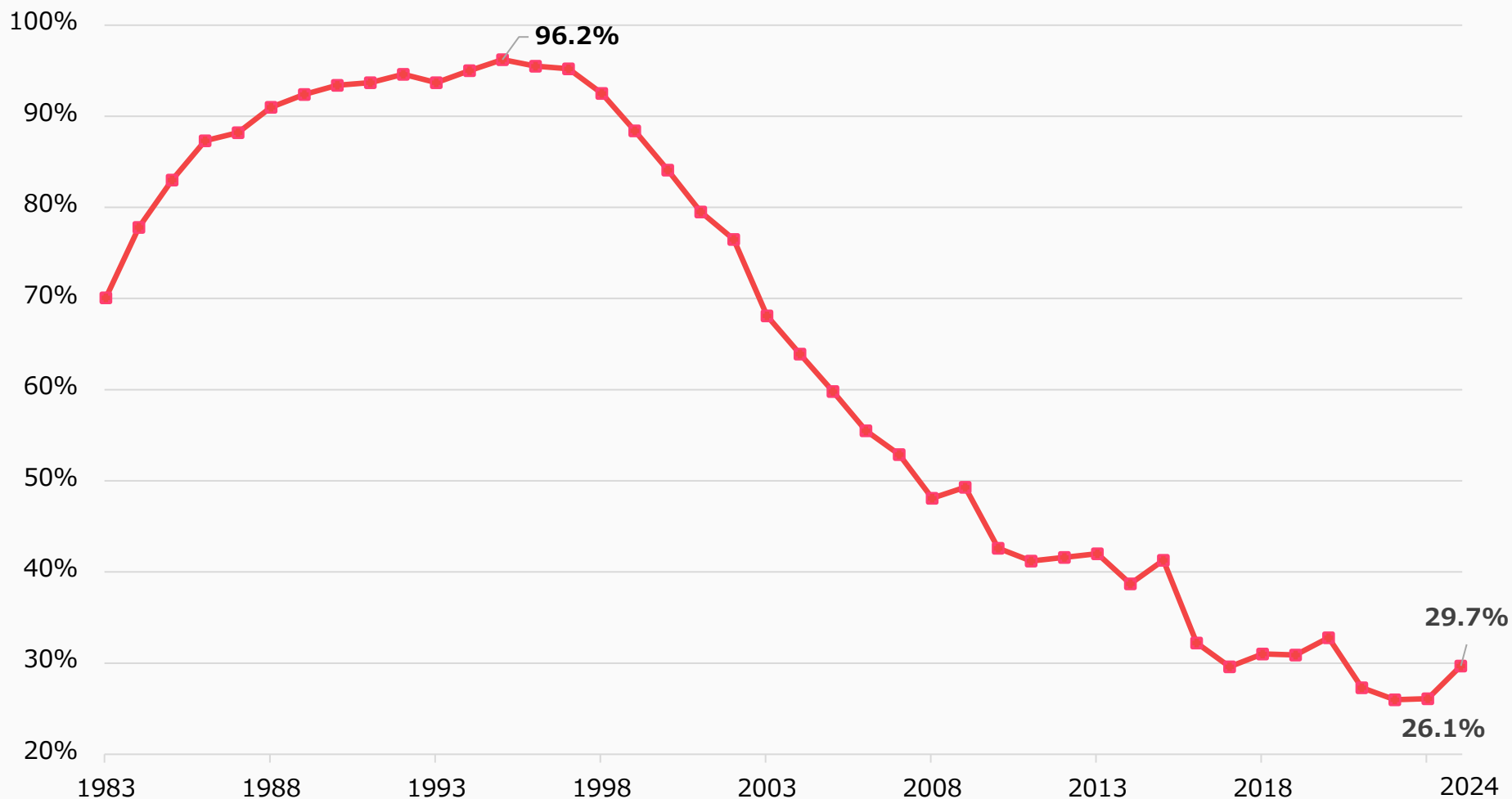
Tokyo Stock Exchange, Inc. Listing Department, Listed Company Administration, Listed Company Service
Tel: 050-3377-8076 (direct line)

Schedule for This Year's Meetings

- Annual general shareholders meetings of companies whose fiscal year ends in March are expected to be most concentrated on Thursday, June 27 (29.7%).
- The most concentrated day this year is expected to be slightly higher than last year (26.1%) , but levels are expected to remain at the lowest they've been since tallying started in 1983. (refer to next page)
- Meeting Schedule for June 2024 (estimated)

| Sun | Mon | Tue | Wed | Thu | Fri | Sat |
|-------------|-------------|--------------|--------------|--|--------------|-------------|
| 2 6 – | 2 7 – | 2 8 – | 2 9 – | 3 0 0.1% | 3 1 – | 1 – |
| 2 – | 3 – | 4 – | 5 – | 6 – | 7 0.1% | 8 – |
| 9 – | 1 0 – | 1 1 – | 1 2 0.1% | 1 3 0.5% | 1 4 0.6% | 1 5 0.2% |
| 1 6 0.1% | 1 7 0.2% | 1 8 2.2% | 1 9 3.0% | 2 0 5.1% | 2 1 12.3% | 2 2 0.5% |
| 2 3 0.2% | 2 4 2.7% | 2 5 17.5% | 2 6 23.3% | <u>2 7</u> <u>29.7%</u> | 2 8 1.6% | 2 9 0.1% |
| 3 0 – | | | | | | |

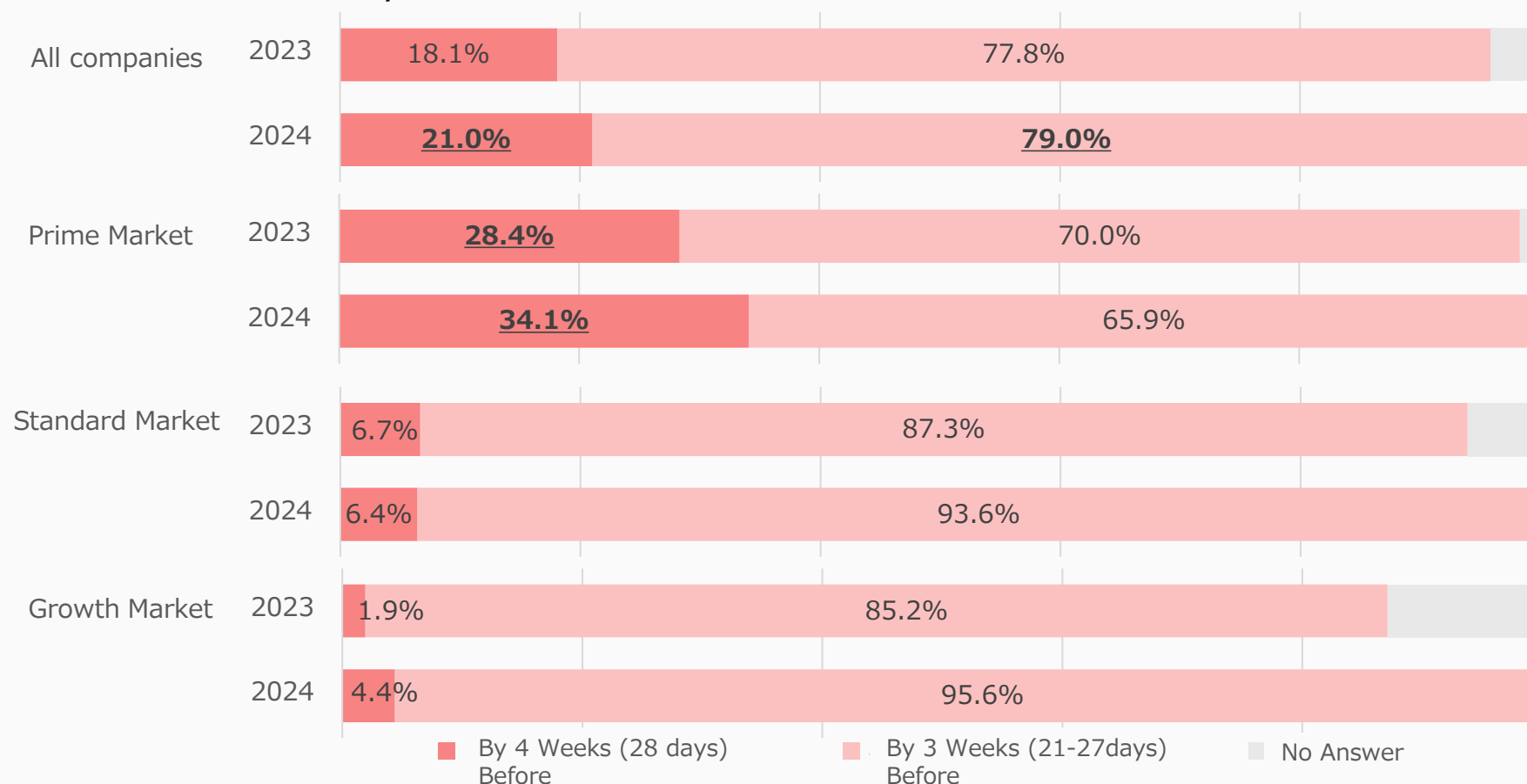
(For Reference) The Change in Concentration Rates for the Most Concentrated Day Each Year



Notes: The figure for 2024 is a preliminary figure based on this study (as of April 23). Figures for 2023 and earlier are actual figures

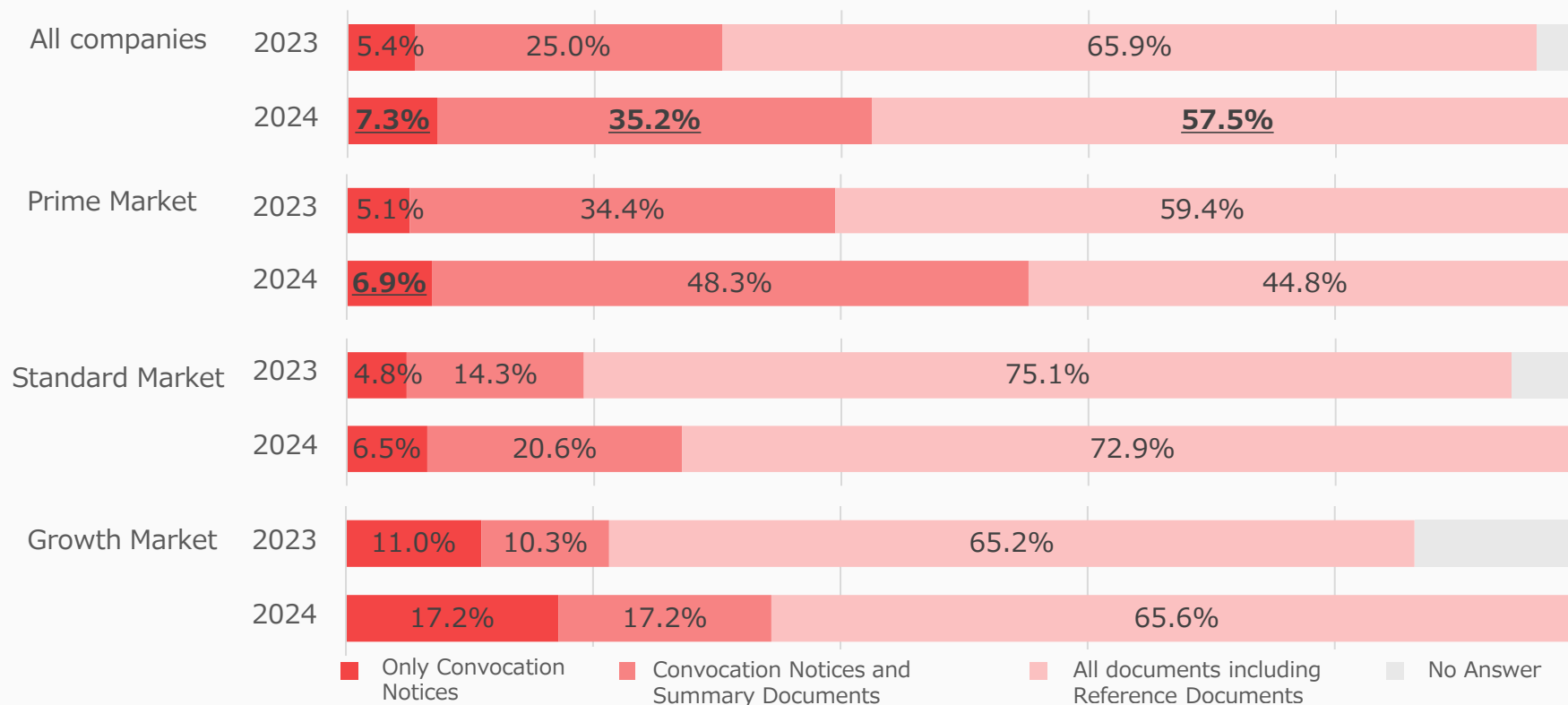
Scheduled Dates for Electronic Provision of Materials for General Shareholders Meetings

- Of all listed companies, 79.0% are expected to start providing materials for meetings electronically at least three weeks in advance, and 21.0% at least four weeks in advance.
- Particularly in the Prime Market, the provision of materials are being made earlier, with 34.1%, which is more than a third, of the companies planning to start providing materials electronically at least four weeks in advance.



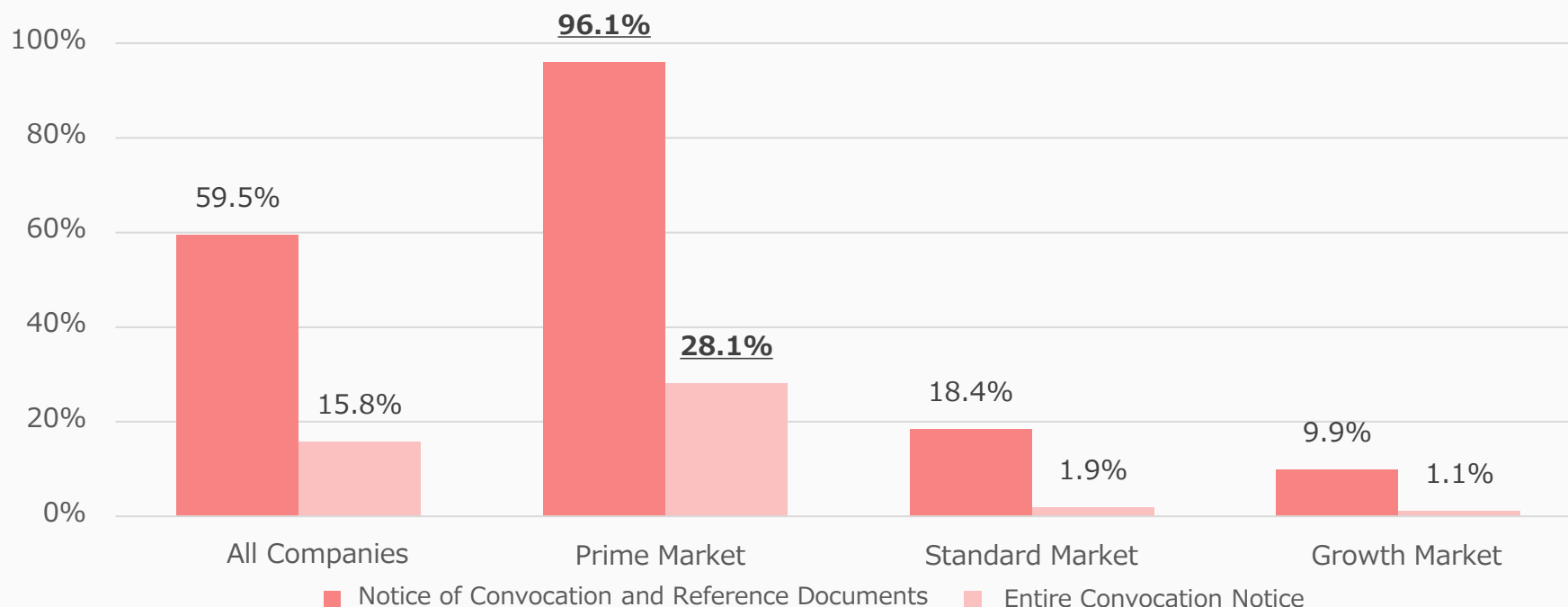
Provision of Documents to Shareholders

- Of all listed companies, 7.3% are expected to provide only convocation notices, 35.2% are expected to provide convocation notices and summary documents, and 57.5% are expected to schedule the provision of all documents including reference documents for general shareholders meetings.
- In all market segments, the percentage of companies providing all documents including reference materials is declining. This trend is particularly noticeable in the Prime Market, where it is expected to fall to 44.8%, which is less than half of the companies.



Providing Notices of Convocation in English

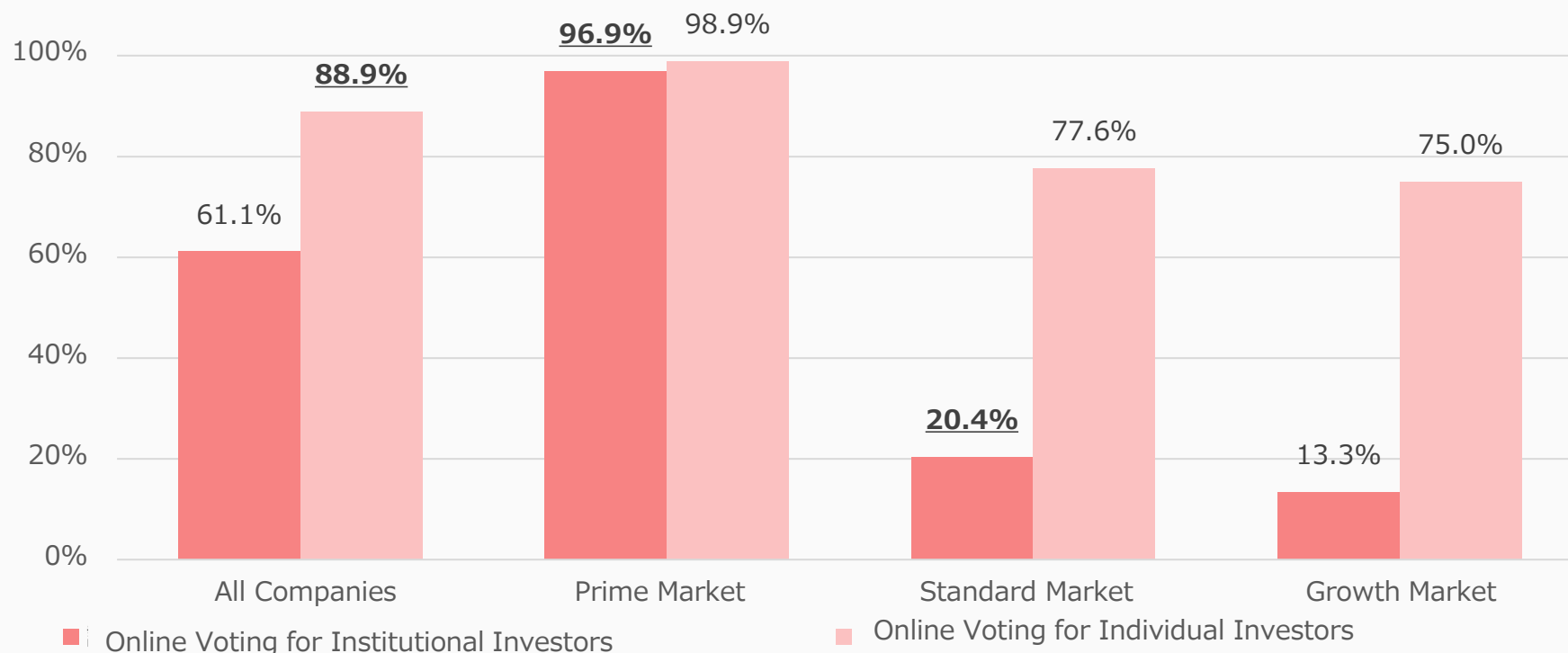
- The number of Prime Market listed companies that plan to provide English translations of notices of convocation and reference documents for general shareholders meetings is 96.1%, an increase of 5.3 pp from last year.
- The number of Prime Market listed companies that plan to provide English translations for the entirety of convocation notices, including business reports and financial statements, is expected to increase to 28.1%, the same number as last year (27.3%).



Note: The Corporate Governance Code states, "In particular, companies listed on the Prime Market should disclose and provide necessary information in their disclosure documents in English." (Supplementary Principles 3-1-2)

Exercising Voting Rights Electronically

- For the Prime Market, the percentage of listed companies using the electronic voting platform for institutional investors is 96.9% (up 2.2 pp from last year). For the Standard Market, the percentage is 20.4% (up 12.5 pp from last year). Both percentages are up from last year.
- The number of listed companies that allow individual investors to exercise their voting rights via the internet is expected to be 88.9%, an increase of 6.0 pp compared to last year.



Note: The Corporate Governance Code states that "In particular, companies listed on the Prime Market should make the Electronic Voting Platform available, at least to institutional investors." (Supplementary Principles 1-2-4)

Plans for Virtual Annual General Shareholders Meetings

- The number of companies planning to hold annual general shareholders meetings virtually is expected to be 18.3%, the same number as last year (18.0%).
- The majority of companies planning to hold meetings virtually will have hybrid participation.

| Planned Meeting Format | Percentage | (Number of Companies) |
|---|---------------------|-----------------------|
| Physically-conducted shareholder meetings | 81.7% | (1,450) |
| Virtual shareholder meetings | <u>18.3%</u> | <u>(325)</u> |
| Participation-type | 16.9% | (300) |
| Remote attendance-type | 0.9% | (16) |
| Virtual-only | 0.5% | (9) |

Note: When holding a virtual general shareholders meeting, it is important to take appropriate measures to ensure transparency and fairness while taking into consideration the interests of shareholders.